



North Haven Camera Club Competition Handbook

Effective 8/2018

by the Executive Board

Revision Date 09/2023



North Haven Connecticut
www.northhavencameraclub.com
 Revision Date 8/2021
 Table of contents

<u>Chapter</u>	<u>Page</u>
I. Eligibility to enter images in competition	3
II. Scheduled Competition Events	3
III. Photographer Skill Set Classifications.....	3
IV Submission of Images.....	3
V The Five (5) Scoring Categories and definitions.....	4
VI Scoring.....	7
VII Picture of the year.....	7
VIII. Judging Criteria.....	7
IX. Judging Guidelines.....	8
X. Submitting your images into the competition.....	8-11
Resizing your images in Lightroom.....	12-13

I. Eligibility to enter images in competition

Membership must be fully paid by October 1st of the current club season, before images can be submitted to any future competition category. New members joining at any point during the club season are required to have their membership dues paid before entering any competitions.

II. Scheduled Competition Events

The purpose of competitions is to be a motivational, educational and fun experience

We will conduct (8) eight monthly competitions (weather permitting) during the club season in each category in the following months; September through November, and January through May. If in the event of weather or another unknown event should cancel the scheduled competition, we will make every effort to reschedule.

Note: There is no competition in December or June

III. Photographer Skill Set Classifications

In order to maintain a fair and balanced competition environment, members will be assigned into one of three competitive Groups. Each Group can consist of any number of members.

1. **Group - B** will be for beginner and intermediate members. All new members will be placed in group B unless they are known to be or state they are more advanced.
2. **Group - A** will be for members with advanced photography and or editing skills.
3. **Masters Group** will be for those members who are advanced or professional shooters or those members who are very highly skilled at photo editing.

Advancement of members to Group – A or Masters Group

As members improve their photographic skills, an upgrade to Group - A, or Masters will be warranted. It will be based upon the previous year's scores in the Print, Traditional, Open Reality, Assigned Subject, Creative, and PSA Nature categories. Those members who have a total score of 130 or above, in two of the five categories, will advance to the next classification in the upcoming club season. See section VI regarding the year-end scoring procedure. Members will be moved at the discretion the North Haven Camera Club Board to promote fair competition.

Requesting a Transfer into the next Classification Group

Any member may request to be included into Group B, Group A or the Masters Group. Requests should be submitted to the executive board for review.

If a member feels that he or she has been placed in a Group unfairly or without merit, then they should notify any member of the executive board so that we can discuss the matter and seek out a remedy.

IV. Submission of images

Assigned Subject, Traditional, Open Reality, Creative and PSA Nature

Each member can submit up to a total of **three (3)** digital images in either of the above listed categories per month for a total of **twenty-four images for the year**. Assigned Subject is no longer limited to 1 image. You can submit up to **3** images into any category or categories you wish.

1. A photographic image is a pictorial representation of the world around us, which can encompass many subjects and perspectives. When entering images for competition and/or special projects, we ask our members to refrain from submitting images of the human form that contain nudity. Nudity will be defined as exposed skin or body parts that would be considered to be unlawful in a public area. Images deemed tasteless, violent, or anything else that may be considered inappropriate or with an insensitive subject matter can be rejected.
2. Any image submitted for each of the categories must be that of the photographer submitting the image. In addition, all allowable post processing or editing of the submitted image must be an original image by the hand of the photographer entering that image.

3. Members can enter any number of categories they wish. Monthly scores and year-end awards are based on category performance only and not the number of categories entered. Each category is open to all three groups. The maximum numbers of images allowed are three **(3)** images per competition month.
4. No make-up images will be accepted
5. There will be no manual entries into the Judge. If your image does not show up in the competition you will have to enter it the following month. Please enter your images carefully.
6. Once a photo is entered in a competition the same photo may not be entered in another category for the remainder of the club season year. After the first year the photo may be entered in any other category than what it was originally entered in. After the photo has been submitted twice it can no longer be entered into any competition category. If your image has placed has won 1st, 2nd, or 3rd it cannot be entered again.
7. If you are not sure if your image qualifies for a given category for competition, email your questions along to the Competition Chair no later than the Wednesday before the final submission date.
8. The Competition will close the Saturday at 11:59 pm prior to the scheduled monthly competition.
9. Any image found to be ineligible after the 3 day window before the competition deadline will be removed from the competition without the opportunity to resubmit.
10. **Set ups are only allowed in Group B**
11. See section VII on how to submit your images into the monthly competitions.

V. The Five (5) Scoring Competition Categories and Definitions:

Traditional, Open Reality, Assigned Subject, PSA Nature and Creative Categories

Traditional Category

The viewer should not suspect that there has been an adjustment made. The image should be a realistic representation of the subject matter and demonstrate the member's ability to capture a compelling image through the viewfinder. Members may use an imaging editing program to apply basic image manipulation to the image.

Permitted Post Processing Adjustments:

- a. Techniques that enhance the presentation of the photograph without changing the story or the pictorial content: changes to color, saturation, hue, vibrancy, brightness, contrast, levels, exposure, toning, sharpening, clarity, red eye reduction, perspective correction, noise reduction, white balance, highlight and shadow detail adjustments, resizing, dodging, dehaze and burning are allowed.
- b. The use of the healing brush or like tools shall be limited to removal of dust spots.
- c. Cropping and flipping images
- d. Straightening and leveling
- e. Monochrome images with a single hue (example... sepia toned or B&W)
- f. Vignette & soft blurring
- g. Border or frame that does not alter the basic image

Prohibited Post Processing Adjustments:

- A. **Inserting of objects not actually present when the photo was taken.** *Example:* Adding a moon, replacing the sky, adding reflections, etc.
- B. **Removing any objects except by cropping. (Not including dust spots)**
- C. Computer generated effects such as watercolor or oil paints.
- D. Computer generated graphics such as text or illustrator
- E. Textures or patterns
- F. Elements must not be moved, cloned, or added to the image.
- G. Converted black & white images (in camera or in post processing) with colored elements
- H. Infrared images created with software manipulation
- I. Processing of multiple exposures of a single scene (HDR)
- J. Processing of multiple captures of a single scene employing focus stacking or multiple exposure
- K. Panorama stitching
- L. Blurring all or part of the image.

Open Reality Category

This category allows manipulated images to be entered. The final image must represent reality. HDR, Composites, Panoramic, Textures, Focus Stacking, Monochrome with a selective color are all allowed in this category. All materials must be from your own images.

Permitted Post Processing Adjustments:

- A. The blending of several photos or parts of photos (all parts to be the members work) to achieve a realistic image. All materials used must be from your own digital images.
- B. Removing of objects or adding objects.
- C. Techniques that enhance the presentation of the photograph without changing the story or the pictorial content: color, saturation, hue, vibrancy, brightness, contrast, levels, exposure, toning, sharpening, clarity, red eye reduction, perspective correction, noise reduction, white balance, highlight and shadow detail adjustments, resizing, dodging and burning
- D. Layer Masks
- E. Cropping and flipping images
- F. Straightening and leveling
- G. Processing of multiple exposures of a single scene (HDR)
- H. Processing of multiple captures of a single scene employing focus stacking or multiple exposure
- I. Panorama stitching
- J. Monochrome images with selective color(s)
- K. Vignette & soft blurring
- L. Border or frame
- M. Blurring all or part of the image

Prohibited Post Processing Adjustments:

- A. Computer generated effects such as watercolor or oil paints
- B. Textures.
- C. Any Images, Backgrounds, Sky from any source other than your own digital images.
- D. Computer generated graphics such as text or illustrator

Assigned Subject Category

The Assigned Subject's Theme should be the main focus of the image. The Assigned Subject Category images are intended to be a fun way for members to stretch their photographic skills by trying new and different photographic techniques.

Traditional and Creative Composite Category rules will apply.

PSA Nature

PSA Rules apply <https://psa-photo.org/index.php?nature-nature-definition> **Guide for Nature Division Judges**

Storytelling is an element that judges look for when judging nature images.

The accurate story of the subject and natural environment is the prime factor. Evidence of “hand of man” in any part of the image is not allowed. One exception to this rule is that scientific bands on animals in zoos or in the wild are acceptable. Photos of zoo animals are acceptable only if the zoo setting replicates a natural setting with no man-made objects such as cage wire or feeding dishes in the scene. Photographs of hybrid plants, formal floral arrangements, domestic and feral animals (including all horses) and mounted specimens are not acceptable.

Borders or Strokes are limited to a stroke of 5 pixels or less.

Only limited post-processing modifications are acceptable for Nature images. These would include cropping and adjustments to sharpness, contrast, brightness, color and saturation. Techniques such as HDR and helicon focus are permitted. Stitched and composite images (such as sky replacement) are not permitted. The resulting image must be a true representation of the actually observed scene. Removal of items that are part of the scene, such as posts or wires, through any selective process such as cloning is not permitted in the PSA Nature category.

NOTE: Post processing is defined as adjustment(s) done through a computer and/or software.

Creative Category

Creative is 'Altered Reality'. The final surreal image should noticeably depart from reality and be different from an image as viewed through the camera lens. The final image must obviously display a change in natural color, form, shape, or any combination of these.

- A. Creative images are often composites (a blending or composite of multiple images).
 - B. Some part of the original image must be visible.
 - C. HDR images without further changes are not considered in this category and should be entered into the Open Reality Category.
 - D. All images, including textures, etc., must be taken by the author.
 - E. Painterly effects are allowed in this category.
 - F. Artwork or computer graphics generated by the entrant may be incorporated, provided that the original photographic content predominates: images may not be constructed entirely within a computer.
 - G. Creative images may be color or monochrome.
 - H. Use of Clipart is not allowed for competitions.
- We will not ask judges to comment in this category.

VI. Scoring

1. *Monthly:*
 - A. Three competition judges will score in each category of our monthly competitions.
 - B. The score of six (6) through ten (10) with half points in-between will be the scoring range; with (six) 6 being considered the lowest and ten (10) the highest score value, with 7 being an average baseline for an image.
 - C. The competition winners are derived in each category by the top 3 scores as follows: 1st place will be awarded to the highest score, followed by 2nd place which will consist of the next highest score then 3rd place will be the third highest score.

- D. In the event of a tie score in any category, then each member that consists of the tie score will be awarded the appropriate place standing.

2. *The Year-end Awards Scoring:*

- A. Your five (5) highest scores in each of the categories will be added together. This number will be your final score for that category. A final score of 130 or more in two categories will require you to move up to the next group.
- B. The year-end place winners are derived in each category by the top 3 scores as follows: First Place will be awarded to the highest score, followed by 2nd place, which will consist of the next highest score, and then 3rd place will be the third highest score. In the event of a tie score in any category, then each member that consists of the tie score will be awarded the appropriate place standing.

VII. Picture of the Year Award

- To be eligible for the picture of the year, your image must have placed 1st in your assigned group; i.e. Group A, Group B or Group Master.
- Judging for the Picture of the Year will be conducted by at least one qualified judge and witnessed by two members of the North Haven Camera Clubs executive board.

VIII. Judging criteria

*The basic elements judges must consider when judging a photo in a competition.
(Note: before each competition, we will project on screen and directly to the sitting judges what is expected in their judging efforts).*

A. Interest: is that quality which captures the attention of the viewer. It may also be described as “impact”. Interest can be appeal, significance, drama, showmanship, or originality, depending on the qualities inherent to the subject or the way it is presented by the photographer.

B. Technique: is concerned with mechanics. It shows whether the photographer knows his tools. A judge might make these observations: Is the image sharp? If it is not sharp, did the photographer know what he was doing to get a special effect with blur or softness? Is the image underexposed or overexposed? If it is either, was it done for a reason? Is the image cropped properly to make a nice presentation? Technique can refer to pure technical perfection in a projected digital image or print or to special effects, such as high contrast, high or low key, masking processes, etc.

C. Composition: is the arrangement of subject matter in an effective or pleasing manner. Good composition literally makes you see what the photographer intends you to see. Factors in good composition include the following:

- Emphasis:** The image should have one principal subject with everything else subordinate to it. You are not limited to one center of interest, only one main theme. The image should have harmony. Simplicity of arrangement is key.
- Balance:** This is a matter of balancing masses or tones from one side of the image to the other. Horizontal lines and lead lines, as well as placement of subject matter, are factors in balance.
- Unity:** The subject must be harmonious to its surroundings. Strong lines cutting across it from edge to edge should not separate the image. The eye should not have to jump from one subject to another with too much space between; nor should the image be cluttered or scattered.
- Color:** Although it might appear to belong under “Technique”, color is a part of composition. It can be used to convey a mood or impression to strengthen the message or impress the viewer with a particular sensation. An image adjustment to Monochrome or monochrome with a single color highlight is acceptable.

Lack of Distractions: The image should be free of distracting backgrounds and mergers. There should be no light corners or edges or light traps (also called “hot spots”) which attract attention. One should not be left with a feeling of incompleteness. No arms or legs should be “cut off” by the edge of the image.

IX. Judging Guidelines

Judging Guidelines

Score Range In ½ points	6-10
Average Image	7
Perfect Image	10

Judges: Comments should be constructive and should help the photographer improve their technique and see things that might not have been seen before. Please use Laser Pointer to help show comments.

Photographers: Please understand that judging is a personal opinion and there are various points of view. These comments are provided to help us become better photographers.

Scoring should consider the following:

<p>Impact:</p> <ul style="list-style-type: none"> * Does the image evoke emotion * Does the image tell the story * Does the image show creativity <p>Technical Quality:</p> <ul style="list-style-type: none"> * Sharpness * Good Depth of Field * Exposure * Lighting * Accurate color * Details in Shadows and Highlights * No Over and/or Underexposed areas 	<p>Composition:</p> <ul style="list-style-type: none"> * Good Cropping * Is the Subject Identifiable * Good Arrangement of Subject * Emphasis * Balance of subject in image * Unity of image * Movement of viewer's eye throughout image * Capture and hold viewer's attention * No bright sections that detract the viewer's eye away from the subject
---	---

X. Submitting your digital images and prints into competition

Please Note: We will not have the print competition until further notice.


1. *Print Requirements*

- a. You must submit a digital image (see below) to enter and be scored in the print competition
- b. All categories rules are allowed when submitting prints for competition
- c. Prints can be submitted on traditional or alternative papers or be printed on metal or canvas
- d. All prints printed on paper must be matted or mounted. Although the image is the most important factor when judged, consideration should be given to presentation of your mat or mount. It should be sturdy, neat, clean and enhance the print.
- e. To enter the print category, submit a digital image through the competition software (see section Digital Image section below)
- f. Prints must be no smaller than 8 x10 and no larger than 16x20
- g. No Framed Prints in glass or Plexiglas is allowed.

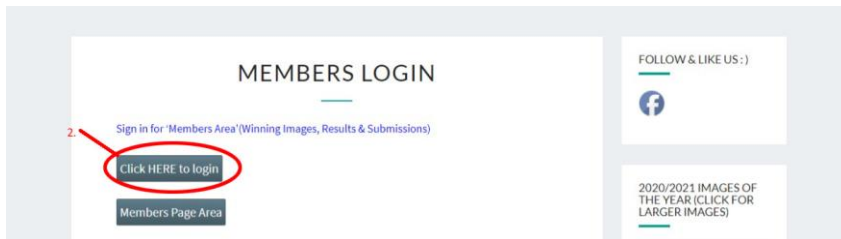
2. **Entering Digital Images:**

Go to www.northhavencameraclub.com

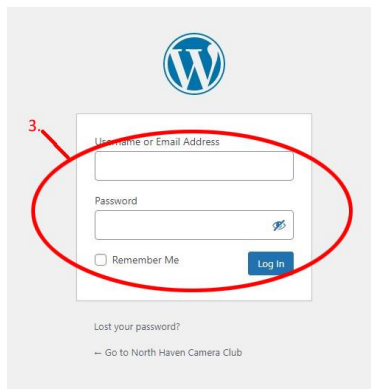
1. Click on Member Log in Page



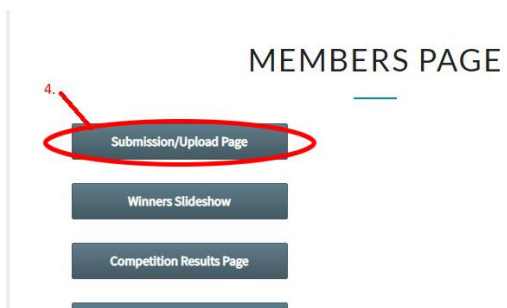
2. Click on "Click here to login"



3. Enter Username and password



4 Click on Submission/Upload Page



5. Click Browse and Choose your image.

- All Images must be resized to fit within the dimensions of 1400px (width) X 1050px (height). For example if the photo is a vertical it must be resized to fit 1050px, and should be in .jpg format. (See pages 12 & 13 for resizing in Lightroom)

6. Title your image. (Numbers or special or foreign characters are NOT allowed in the title.)

7. Choose your category

8. Sequence your image: Sequence your images 1 through 4

9. Choose yes or no to indicate a comment from the judges.

Deadline 11:59 P.M. Saturday 09/17/21

Assigned Subject for Sept. 21st is "Minimalistic"

DURING OUR ON LINE COMPETITIONS WE WILL NOT BE ENTERING PRINTS


Enter up to 4 images in any combination in the following categories:

Assigned Subject, Traditional, Open Reality,


PSA Nature or Creative

2 Comments allowed per competition per person



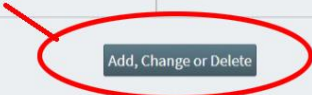
The Submit is at the bottom

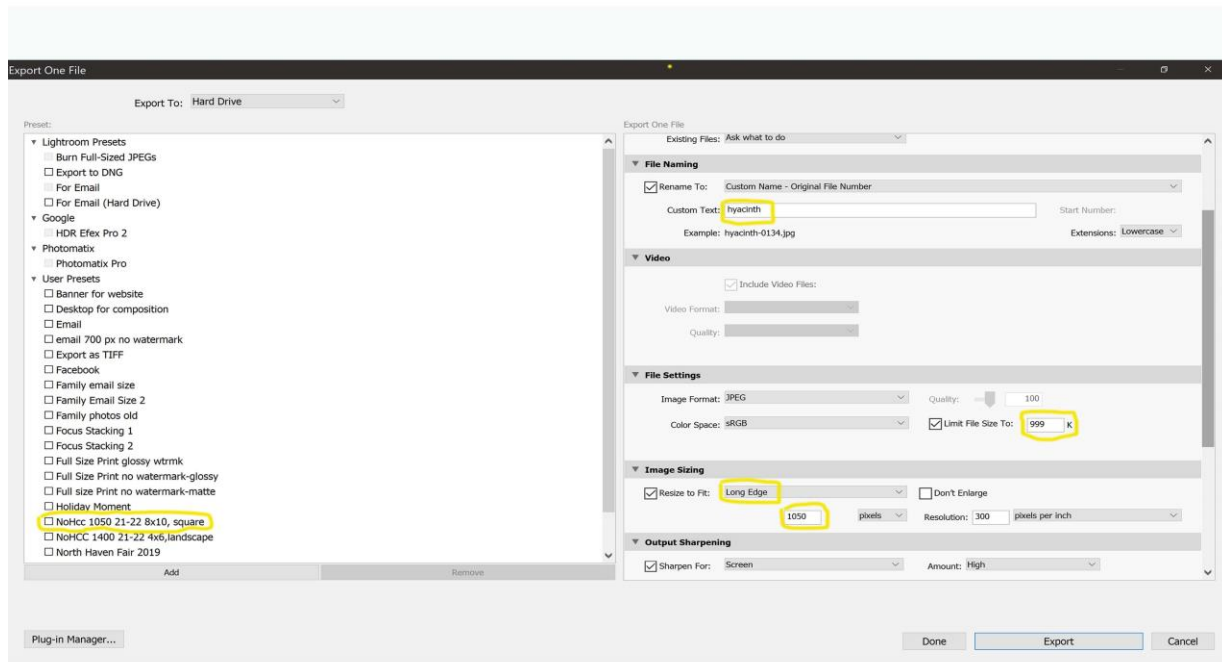
*Image File	*Title	Type-SEE SUB. LIMITS / Sequence / Comments
<div>5. <input type="button" value="Choose File"/></div> <div>banana 1050.jpg</div> <div> Name: banana 1050.jpg Size: 292.1 KB Type: image/jpeg Colour Space: Not determined Width: 828 Height: 1050 </div> 	<div>6. <input type="text" value="Work of Art"/></div>	<div>7. *Type-SEE SUB. LIMITS: Traditional</div> <div>8. *Sequence: Image 1</div> <div>9. *Comments: Yes</div> <div><input type="button" value="Clear"/></div>
<div><input type="button" value="Choose File"/> No file chosen</div>	<input type="text"/>	<div>*Type-SEE SUB. LIMITS:</div> <div>*Sequence:</div> <div>*Comments:</div>

10. Once completed, click on submit on bottom of page to enter your images

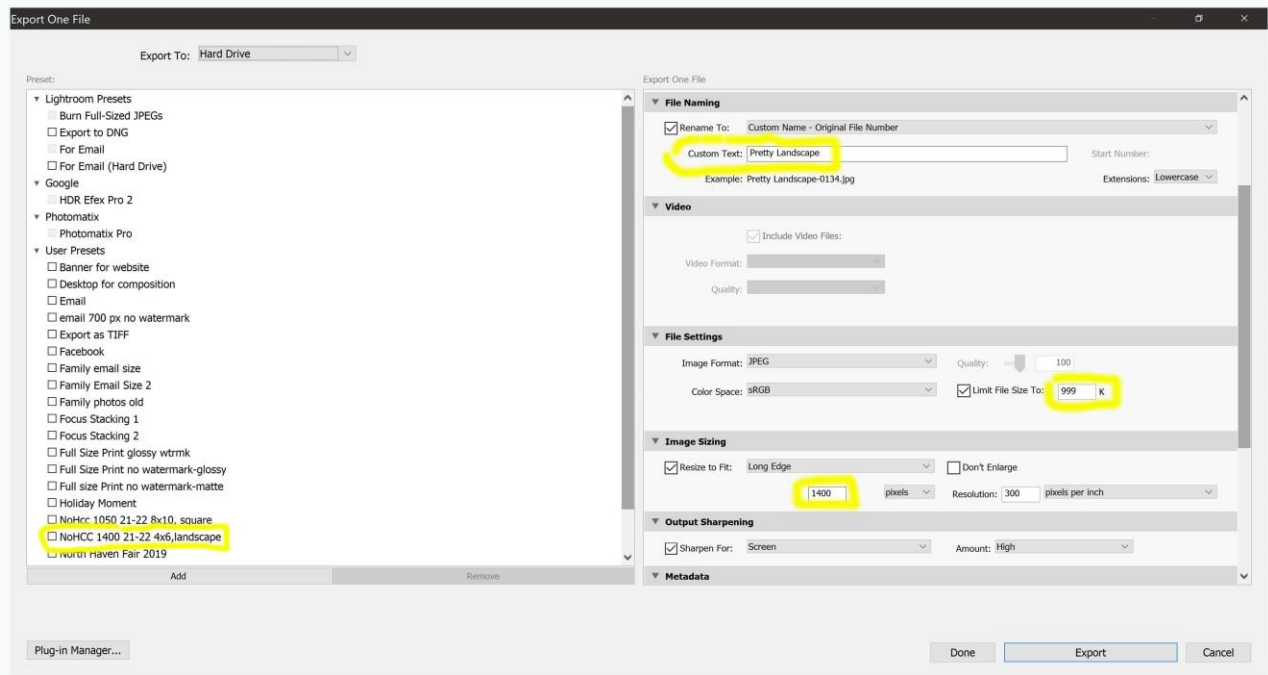
<div><input type="button" value="Choose File"/> Images 14.jpg</div> <div> Name: Images 14.jpg Size: 8.1 KB Type: image/jpeg Colour Space: Not determined Width: 276 Height: 183 </div> 	<div><input type="text" value="Rule of thirds"/></div>	<div>*Type-SEE SUB. LIMITS: Assigned Subject</div> <div>*Sequence: Image 1</div> <div>*Comments:</div>
<div>10. <input type="button" value="Submit"/></div>		

11. If you wish to make changes after submitting your entries, click on “add, change or delete”.

 banana_1050_.jpg	Work of Art	Type-SEE SUB. LIMITS: Traditional Sequence: Image 1 Comments: Yes
 ABIL2899_1050_.jpg	Flower Box	Type-SEE SUB. LIMITS: Assigned Subject Sequence: Image 2 Comments: No
<div>11. </div>		



Lightroom resize for 8x10 portrait, square, or 8x10 landscape. Always verify file properties after. They should be a maximum of 1050px height and 1400px width and the file can not be larger than 999KB to be accepted by the Judge Competition program.



Lightroom export preset to resize for Landscapes (4x6), Panoramas, etc. The judge competition program will only accept photos with a maximum height of 1080px and maximum width is 1400px. The maximum file size allowed is 999k. Verify your photo file's properties after resizing to confirm photo file will be accepted by the judge.